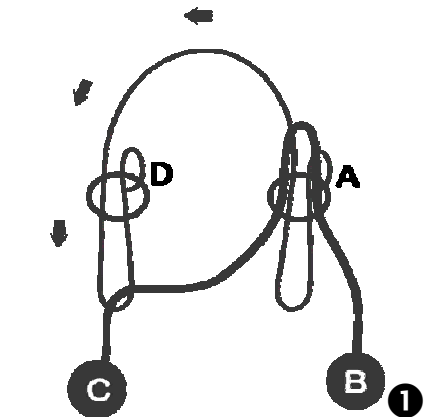




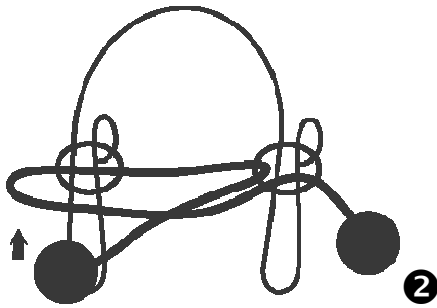
# IQ Collection™

## The Rack




REMOVE THE CORD AND BALLS FROM THE PUZZLE.

1 • Move the cord up through Ring A, following the puzzle frame as shown. Make certain the Ball B is at the back of the puzzle and that the cord does not cross over.




2 • Move Ball C up through the cord.

3 • The puzzle should now look like this.

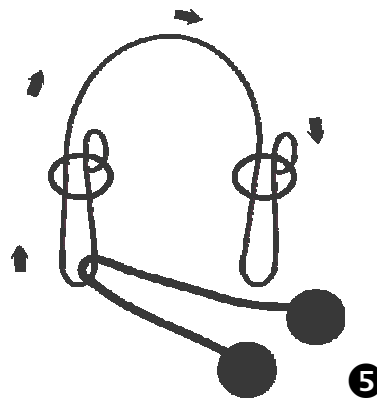


4 • Move the cord through the right side, over the ball, then back through the right side. Pull.



5 • Move the cord up through Ring D, around the frame and back again through Ring A.

6 • The cord is now free. Reverse to reassemble.



### AVAILABLE PUZZLES

Brain Game
Brain Spiral
Brain Baffler
Brain Bender
Brain Buster
Handcuff
The Rack
Scorpion
Cowboy's Hobble
Scorpion Sting
Yield
Mental Maneuver
Sproing
Cranial Key
Lobotomy
Brain Burden
Heart Breaker
A' Puzzle
Black Widow
Mirror Image
Parallel Dimension
Beetle Bug
Iron Maiden
Fantastic Five

Manufactured and distributed by:

Family Games America FGA Inc. Montreal, Quebec, Canada [www.familygamesamerica.com](http://www.familygamesamerica.com)

Under license from Family Games America FGA Inc. © 1999 – 2005