




# IQ Collection™ Sproing

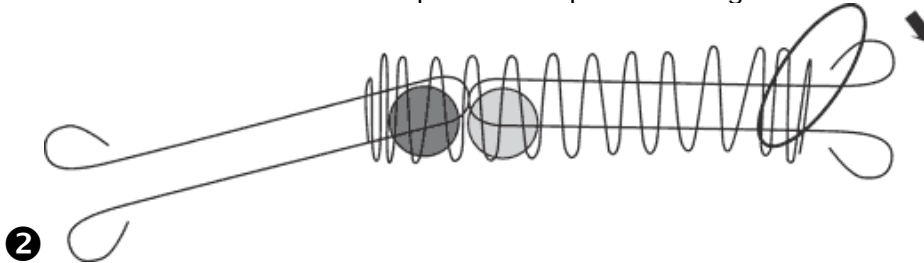


RELEASE THE RING WITHOUT BENDING OR FORCING THE PUZZLE.

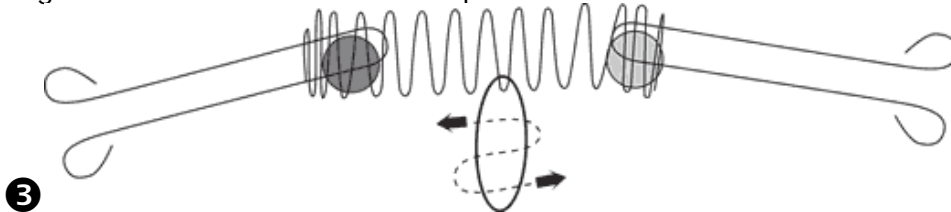
1 • Starting from the position shown, twist the ring counter clockwise towards the dark handle.



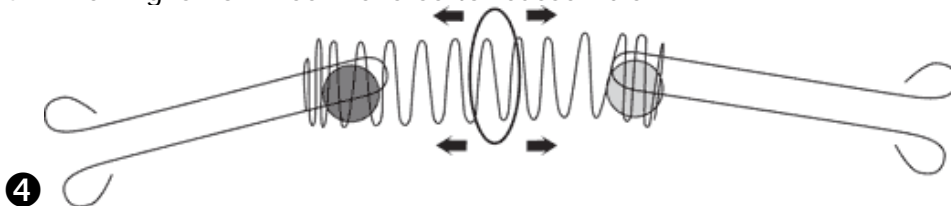
2 • Push the handle inside the puzzle and pass the ring over the end of the handle.



3 • Following the image below, twist the ring counter-clockwise until you can slide the ring off towards the middle of the puzzle.



4 • The ring is now free. Reverse to reassemble.



Difficulty level 3 - Hard

AVAILABLE PUZZLES
Brain Game
Brain Spiral
Brain Baffler
Brain Bender
Brain Buster
Handcuff
The Rack
Scorpion
Cowboy's Hobble
Scorpion Sting
Yield
Mental Maneuver
Sproing
Cranial Key
Lobotomy
Brain Burden
Heart Breaker
A' Puzzle
Black Widow
Mirror Image
Parallel Dimension
Beetle Bug
Iron Maiden
Fantastic Five

Manufactured and distributed by:

**Family Games America FGA Inc.** Montreal, Quebec, Canada [www.familygamesamerica.com](http://www.familygamesamerica.com)

Under license from Family Games America FGA Inc. © 1999 – 2005