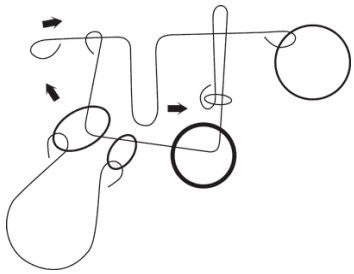


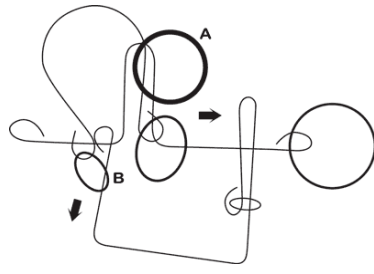


IQ Collection™

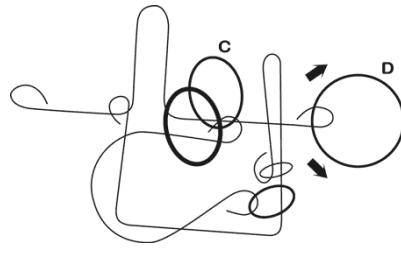
Lobotomy



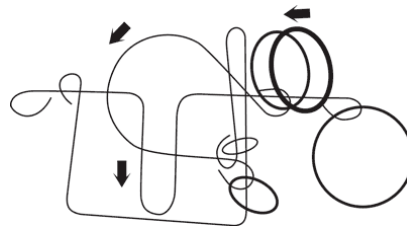
1



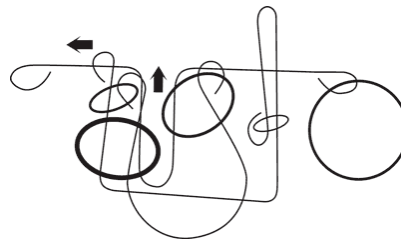
2



3



4



5

RELEASE RING "A" FROM THE PUZZLE.

1 • Following the sequences below, start by moving the looped puzzle piece up the left side of the metal frame.

2 • Pass Ring A over Ring B. Move Ring B down the left side of the puzzle frame.

3 • Pass Ring A and C through the slot and around Ring D.

4 • Move the looped puzzle piece and the rings counter clockwise.

5 • It should now look like this. Slide Ring A off the end to release it. Reverse to reassemble.

AVAILABLE PUZZLES
Brain Game
Brain Spiral
Brain Baffler
Brain Bender
Brain Buster
Handcuff
The Rack
Scorpion
Cowboy's Hobble
Scorpion Sting
Yield
Mental Maneuver
Sproing
Cranial Key
Lobotomy
Brain Burden
Heart Breaker
A' Puzzle
Black Widow
Mirror Image
Parallel Dimension
Beetle Bug
Iron Maiden
Fantastic Five

Difficulty level 4 - Difficult

Manufactured and distributed by:

Family Games America FGA Inc. Montreal, Quebec, Canada www.familygamesamerica.com

Under license from Family Games America FGA Inc. © 1999 – 2005